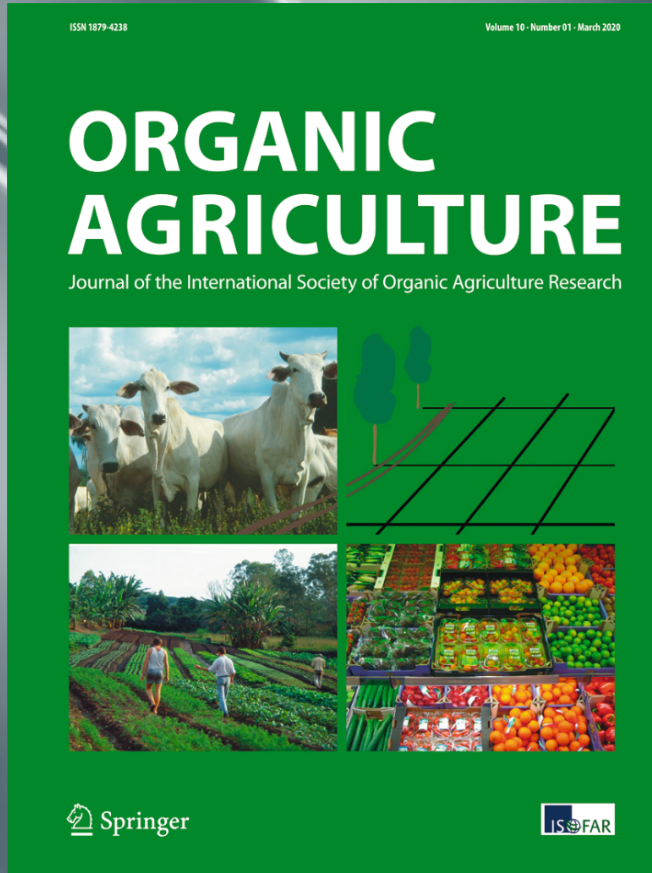


2019 Publisher's Report



www.springer.com/13165

CONFIDENTIAL

About this journal

The journal *Organic Agriculture* is a multidisciplinary journal aiming to publish outstanding research papers on organic agriculture and related food systems. The journal also includes invited critical reviews on topical issues, and concept notes for the development of organic agriculture and related research. The journal covers the principles and practice of organic agriculture and food systems encouraging papers that provide a systemic, participatory, and interdisciplinary approach to the subject and those proposing innovations beyond current standards or practices. Early-career studies of high scientific quality are particularly welcome.

According to the definition given by the International Federation of Organic Agriculture Movements (IFOAM) (March 2005; <https://www.ifoam.bio/en/organic-landmarks/definition-organic-agriculture>), “organic agriculture is a production system that sustains the health of soils, ecosystems and people. It relies on ecological processes, biodiversity and cycles adapted to local conditions, rather than the use of inputs with adverse effects. Organic agriculture combines tradition, innovation and science to benefit the shared environment and promote fair relationships and a good quality of life for all involved.”

The journal *Organic Agriculture* takes IFOAM's definition of organic agriculture stated above as the focus of its Aims and Scope, and consequently will accept papers which report studies that are carried out within organic farming systems, where the system uses the methods of organic agriculture based on the IFOAM principles (<https://www.ifoam.bio/en/organic-landmarks/principles-organic-agriculture>) and strategy (<https://www.ifoam.bio/en/organic-policy-guarantee/organic-30-next-phase-organic-development>).

To address the challenges of developing sustainable food and farming systems, the journal seeks contributions covering the whole supply chain from farm to fork. The journal scope ranges from technical and socio-economic constraints to productivity, food processing and quality, market development, consumer research, animal and human health and welfare, and ethical, policy and governance issues. High quality papers focusing on innovation at technical, social, ecological and economic levels and constant improvement of best agro-ecological practices, as well as all cutting-edge topics in the development of organic agriculture and food systems are specifically encouraged.

About this journal

Organic Agriculture is the official journal of the International Society of Organic Agriculture Research (www.isofar.org).

Organic Agriculture is published quarterly (March, June, September, December). *Organic Agriculture* is available through Springer Developing Countries Initiative such as AGORA and HINARI.

Editorial Board

Editor-in-Chief

Gerold Rahmann, Thuenen-Institute of Organic Farming,
Germany

Associate Editor: Agri-ecology

Francesco Montemurro, CREA, Italy

Associate Editor: Animal

Lisa Baldinger, Thuenen-Institute, Germany

Andre Brito, University of New Hampshire, USA

Mahesh Chander, IVRI, India

Christian Hülsebusch, University of Kassel, DITSL, Germany

Håvard Steinshamn, Norwegian Institute of Bioeconomy
Research (NIBIO), Norway

Associate Editor: Food and processing

Wahyudi David, Universitas Bakrie, Indonesia

Ewa Rembiałkowska, WULS, Poland

Associate Editor: Plant and soil

Stefano Canali, CREA, Italy

Julia Cooper, University of Newcastle, UK

Kathleen Delate, Iowa State University, USA

Azim Khaled, INRA-CRRA, Morocco

Anne-Kristin Løes, NORSOK, Norway

Dilip Nandwani, Tennessee University, USA

Sonam Tashi, University of Bhutan, Bhutan

Jessica Shade, The Organic Center, USA

Associate Editor: Socio-economy, policy, ethics

Regine Andersen, Fridtjof Nansen Institutt, Norway

Editorial board

Reza Ardakani, Azad Univerity, Iran









Daniel Neuhoff, University of Bonn, Germany

Victor Olowe, University of Agriculture, Nigeria

Ilse Rasmussen, ICROFS, Denmark

Raffaele Zanolì, Università Politecnica, Ancona, Italy

Journal Metrics

SPEED	USAGE	IMPACT
 50 No. of days from submission to first decision (2019)	 48,697 No. of downloads (2019)	 1.08 CiteScore - 2018
 23 No. of days from acceptance to online publication (2019)	 137 Usage Factor (2019)	 0.752 SNIP - 2018 Source Normalized Impact per Paper
	 85 Number of Social Media mentions (2019)	 13 h5 Index - 2018

1 Editorial Development

1.0

1 Editorial Development

During the peer review process, submitted manuscripts go through one or more revision stages leading up to acceptance or rejection.

The table below summarizes the activity for the journal office between January 1st and December 31st of each year. Only “Original Submissions” have been taken into account.

The rejection rate for 2019 is calculated as the number of rejected manuscripts in 2019 compared to the total number of decisions in 2019, which is defined here as the number of rejected manuscripts plus the number of accepted manuscripts.

1.1 Editorial Manager – Editorial Status Summary

Submissions	2017	2018	2019	Jan-Mar 2020
Total Submitted	141	145	140	60
Total Decided	110	164	133	42
Accept	30	36	33	11
Reject	71	110	88	28
Withdrawn	9	18	12	3
Acceptance Rate	27%	22%	25%	26%
Rejection Rate	65%	67%	66%	67%
Withdrawal Rate		11%	9%	7%
Average Days to First Decision	43	59	50	47
Average Days to Final Disposition Accept	168	182	238	104
Average Days to Final Disposition Reject	76	108	67	80

Disclaimer: Please note that the term “Reject” is used for the calculation of the acceptance and rejection rates, which includes all terms that may exist for rejection decisions. For example: Reject before review; Reject after review; Reject, but resubmit; Reject, out of scope; and so forth. In addition: Only the papers for which the ‘Final Disposition Date’ has been set are taken into account.

Final disposition date means that a manuscript is fully completed.

1 Editorial Development

1.2 Author Country of Origin of Manuscripts Submitted and Accepted

Country	Number of Manuscripts Submitted				Number of Manuscripts Accepted*			
	2017	2018	2019	Jan-Mar 2020	2017	2018	2019	Jan-Mar 2020
GERMANY	8	7	4	4	7	3	5	2
UNITED STATES	5	8	10	3		4	5	1
ITALY	4	4	4			2	3	
ALGERIA	1	5	5	3	2		2	1
SWEDEN	1	2	4	2	1	2	2	
PHILIPPINES	4	3	1	1		1	2	
INDIA	21	25	31	6	3	1	1	
BRAZIL	2	4	1	3	1	1	1	
NIGERIA	10	6	10	3	1		1	
MOROCCO		2	2		1		1	
FINLAND		3	1			2	1	
INDONESIA	18	9	4	2			1	1
FRANCE	1	3		5		1	1	
JAPAN	2	1	1			1	1	
RUSSIAN FEDERATION	1	1	1				1	
UGANDA	1		1			1	1	
TUNISIA	1		1	3			1	
CHILE		1					1	
SUDAN			1				1	

*sorted by "number of manuscripts accepted 2019" from large to small

1 Editorial Development

1.2 Author Country of Origin of Manuscripts Submitted and Accepted

Country	Number of Manuscripts Submitted				Number of Manuscripts Accepted*			
	2017	2018	2019	Jan-Mar 2020	2017	2018	2019	Jan-Mar 2020
REUNION	1						1	
NOT MAINTAINED	6				5			
NORWAY		1	1	1	1	1		
IRAN, ISLAMIC REPUBLIC OF	10	13	13	3	1			
BULGARIA	2				1	1		
DENMARK	1				1			
NETHERLANDS	1		1	1	1			1
ECUADOR	2		1		1			
KOREA, DEMOCRATIC PEOPLE'S REPUBLIC OF			1		1			
MALAYSIA	2	6	1	1	1	1		
JORDAN	1				1			
TANZANIA, UNITED REPUBLIC OF		1		1				
TURKEY		2	1	2				
HUNGARY			3					
KENYA		1				1		
PORTUGAL			1					
SWITZERLAND	1			1				
AUSTRALIA	1	2						
AUSTRIA	1	1		1		3		

*sorted by "number of manuscripts accepted 2019" from large to small

1 Editorial Development

1.2 Author Country of Origin of Manuscripts Submitted and Accepted

Country	Number of Manuscripts Submitted				Number of Manuscripts Accepted*			
	2017	2018	2019	Jan-Mar 2020	2017	2018	2019	Jan-Mar 2020
CANADA		1				1		
GHANA	1							
NEW ZEALAND		1				1		
UNITED KINGDOM		1	2			1		1
ARGENTINA			1					
BANGLADESH	2	4	4	3		1		1
COLOMBIA	1	1						
EGYPT	3	9	4	1		1		
ETHIOPIA	1	3	7					
NEPAL		2						
PAKISTAN	2	1	1					
POLAND			1	1				
SAUDI ARABIA		2	1			1		
SOUTH AFRICA	5	1	3			1		
SPAIN	2	1		1		1		
THAILAND	3	1	2	2				1
VIETNAM	1		1	1				
ROMANIA	1							
FRENCH POLYNESIA	1							

*sorted by "number of manuscripts accepted 2019" from large to small

1 Editorial Development

1.2 Author Country of Origin of Manuscripts Submitted and Accepted

Country	Number of Manuscripts Submitted				Number of Manuscripts Accepted*			
	2017	2018	2019	Jan-Mar 2020	2017	2018	2019	Jan-Mar 2020
IRAQ	3	1	2	1				
CROATIA	1					1		
GUYANA	1							
CZECH REPUBLIC	3							
BURKINA FASO	1							
OMAN		1						
MAURITIUS		1						
COTE D'IVOIRE		1						
BELGIUM		1				1		
ALBANIA		1						
TAIWAN			1					1
SENEGAL			1					
SRI LANKA			4					1
BENIN				1				
IVORY COAST				1				
NORTH KOREA								
LUXEMBURG				1				
SURINAME				1				
TOTAL	141	145	140	60	30	36	33	11

*sorted by "number of manuscripts accepted 2019" from large to small

Disclaimer: Please note that the number of manuscripts submitted and the number of manuscripts accepted is a summary of activities between January 1st and December 31st of each year. A manuscript may have been submitted in a certain year, but not accepted in that same year, e.g. is still in process.

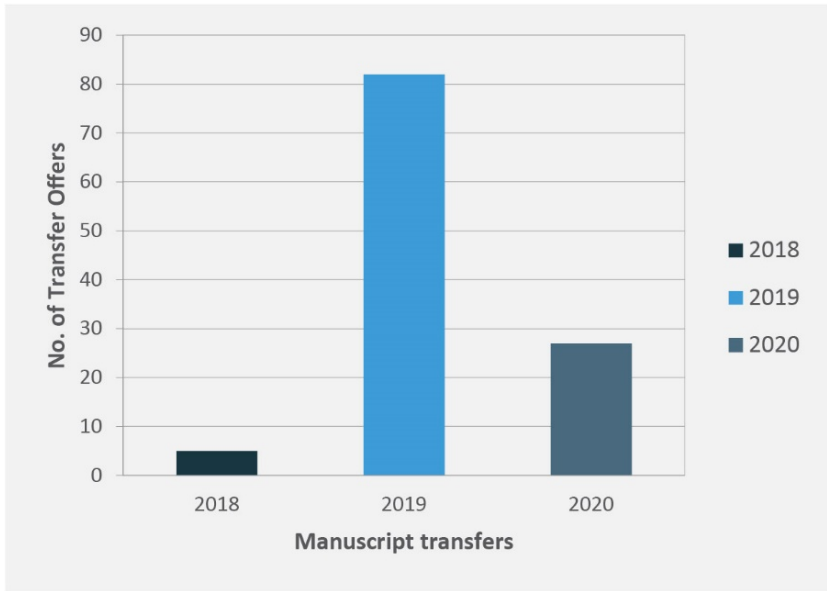
1 Editorial Development

1.3 Manuscript transfers

How does the manuscript transfer service benefit the scientific community?

Authors benefit from a convenient way to resubmit their manuscript to a suitable journal, while editors can expand their journal’s service by offering a friendly alternative to rejection without any additional work. Receiving transfers from other journals will give you access to interesting new submissions for your journal. The entire publication process can be faster if review reports are included in the transfer, reducing the workload for the reviewer community. Find more details at www.springer.com/transfer.

The below table shows the number of transfer offers made by *Organic Agriculture*.



	2018	2019	Jan-Mar 2020
Donating			
Rejections		88	28
Transfer Offers	5	82	27
Receiving			
Transfers Received	2	8	4
Transfers Accepted	1	1	1

1 Editorial Development

1.4 Manuscript Tracker

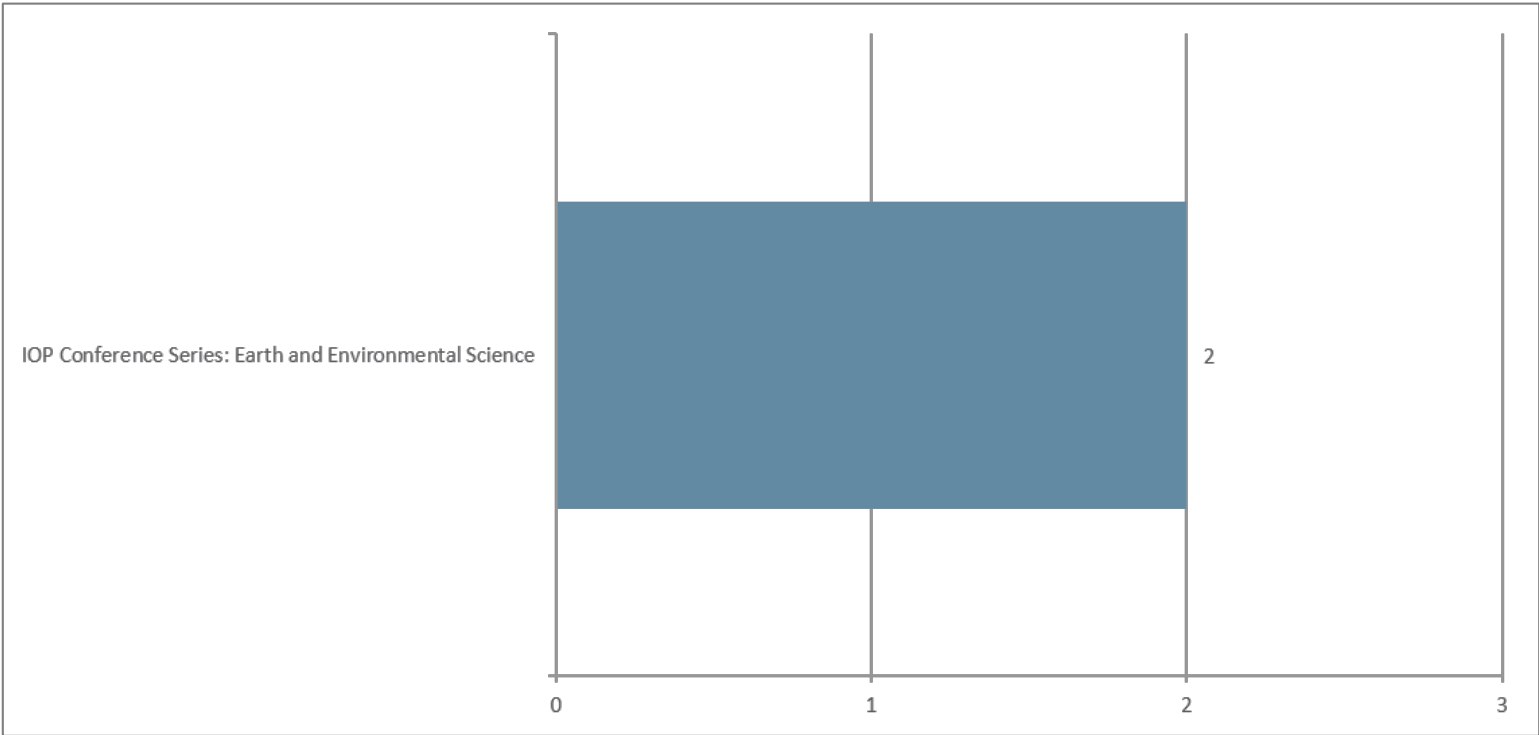
The below table shows where manuscripts rejected (in 2018) by *Organic Agriculture* were eventually published

Total Rejected	Found SpringerNature	Found Elsewhere	Not Found
110		14	96

Disclaimer: We use our manuscript tracking tool to analyse where manuscripts that are rejected by our journals are eventually published.

“Found” means the manuscript could be found as published by a SpringerNature journal or elsewhere. Our tracking tool is designed to return positive results with a high degree of confidence (i.e. low false positives) but some published manuscripts might have been missed (false negatives).

“Not found” means the manuscripts could not be found as published. Maybe it has not been resubmitted, it could be submitted and still in a publishers workflow or the title and authors have changed significantly.

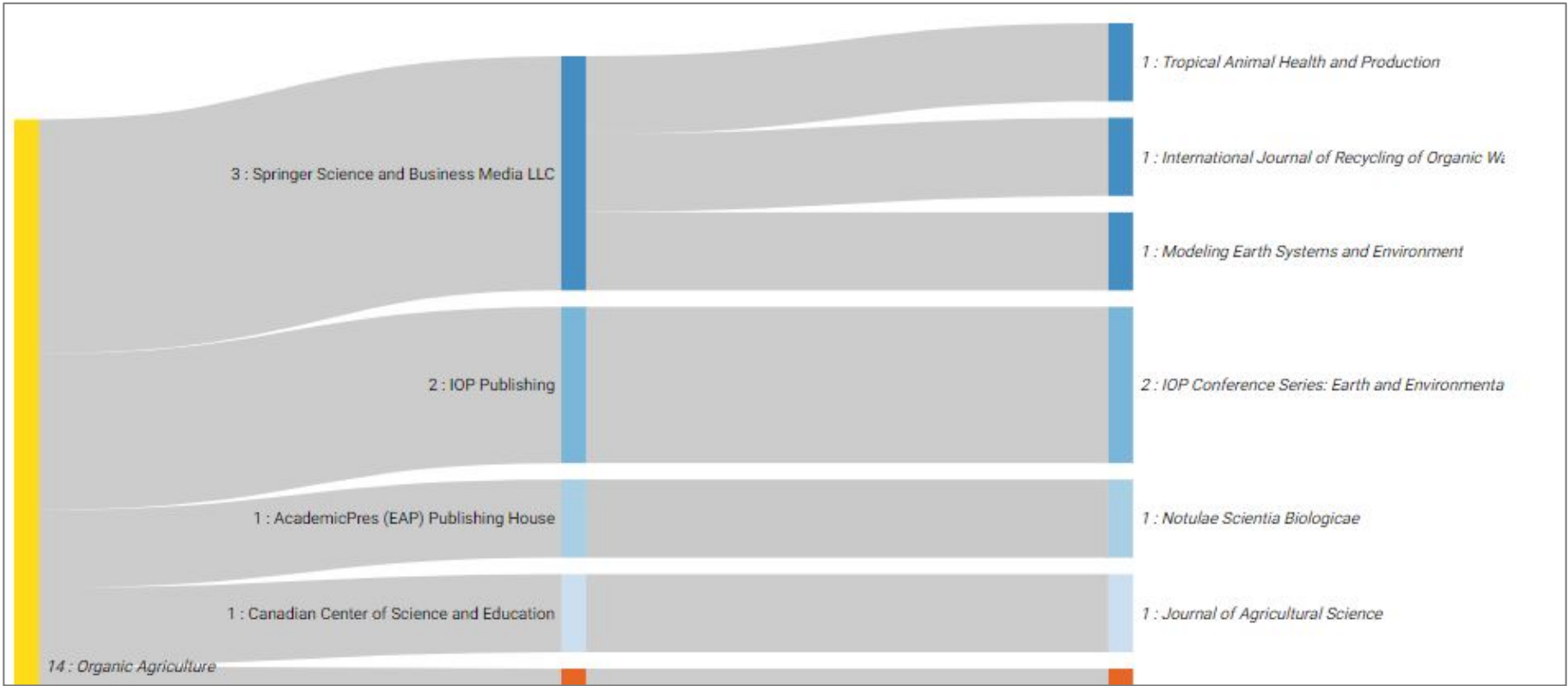


threshold for the above table is “2” manuscripts found

Run Date: 27th April 2020

1 Editorial Development

Full Picture (Horizontal split)



Run Date: 27th April 2020

1 Editorial Development

Full Picture (Horizontal split)



Run Date: 27th April 2020

1 Editorial Development

1.5 Publishing Ethics

Journal Editors are central to publishing high-quality content. Journal Editors in cooperation with Editorial Board members and reviewers safeguard the quality and integrity of a journal.

In this process it is possible that ethical issues or misconduct are identified. Springer strongly recommends journal editors to join the Committee on Publication Ethics (COPE) (<http://publicationethics.org/>) and thereby adhere to the principles of COPE, committing to investigate allegations of misconduct and to ensure the integrity of research.

Springer Nature is a participant of Similarity Check. Similarity Check is an initiative from CrossRef to help scholarly publishers verify the originality of submitted manuscripts. Similarity Check consists of two products : a database of scholarly publications and a web-based tool (iThenticate) to check an authored work against that database. Springer Nature is offering this screening software to Journal Editors of Springer Nature journals and Society & Publishing Partners journals.

Organic Agriculture

is a member of COPE



is using iThenticate software



1 Editorial Development

1.6 Ethical Statements

In order to safeguard the quality of our journal publications, Springer Nature is continuously developing and improving resources on publishing ethics. Springer Nature has introduced and/or updated the following guidelines:

- Ethical responsibilities of authors concerning integrity of the research they submit for potential publication. It focuses on accepted principles of ethical and professional conduct
- Potential conflicts of interest
- Research involving human participants and/or animals
- Informed consent

Springer Nature has incorporated these guidelines into the Instructions for Authors for each and every Springer Nature journal dependent on the scope and requirements of the respective journal. For Society and Publishing Partners journals, these guidelines are incorporated upon request.

1.7 Publisher's Code of Conduct

We fully acknowledge that our Editors safeguard the quality of our journals (and books) and manage their content at every stage of the publishing process. In order to support our Editors in these activities, Springer Nature has introduced a [Code of Conduct](#) which sets out the specific ethical standards and expectations associated with the role of Editor-in-Chief. These requirements are based on guidelines and best practice recommendations issued by organizations such as the Committee on Publication Ethics (COPE). Adhering to these will ensure that all journals published by Springer Nature adhere to the same high standard of editorial practice. The Code of Conduct will also help to protect your journal from accusations of making biased decisions or providing a disreputable publishing service for authors.

1.8 Policy guidelines regarding authorship changes

Springer Nature has introduced guidelines for authors to inform them about their responsibilities concerning integrity of the research they submit for potential publication. It focuses on accepted principles of ethical and professional conduct.

In recent years we noticed a considerable increase in:

- Unexplained changes in authorship during peer review
- Adding and deleting of author names at proof stage (which potentially could lead to authorship disputes or are the result of an authorship dispute)
- Requests for changes in the order of authors after acceptance

Adding and deleting authors at proof stage as well as unexplained changes in authorship during peer review require careful attention.

Changes in authorship during peer review will be flagged by the Journal Editorial Assistant to the Journal Editor once a manuscript comes back after revision. There may be sound reasons for adding or deleting author names during revision stages of the manuscript. If the corresponding author has not clarified the authorship change(s) when submitting the revision, the Journal Editorial Assistant will ask the author for clarification. Upon receipt of the response, the revision will be assigned to the Editor along with the author's response. If the change is reason for concern, the Journal Editor will look into this carefully and follow up appropriately.

Production Editors have been instructed to flag additions and deletions of author names at proof stage to Journal Editors. The corresponding author is requested to explain the changes via an 'authorship change form'. Any changes should be approved by the Journal Editor.

Regarding the handling of changes in authorship before publication, the journal Editor is advised to follow the Committee on Publication Ethics (COPE) [flowcharts](#).

In cases where there is reason for concern, the Journal Editor should involve the Publishing Editor. The Publishing Editor may reach out to the Ethics Team if further advice is needed.

Generally, it is the authors' responsibility to ensure that authors and the order of author names are agreed and finalized before article submission. Even although certain changes, such as to the order of author names, may appear minor, they require checks in accordance with COPE guidelines and at the very least puts pressure on time and resources and may cause delays.

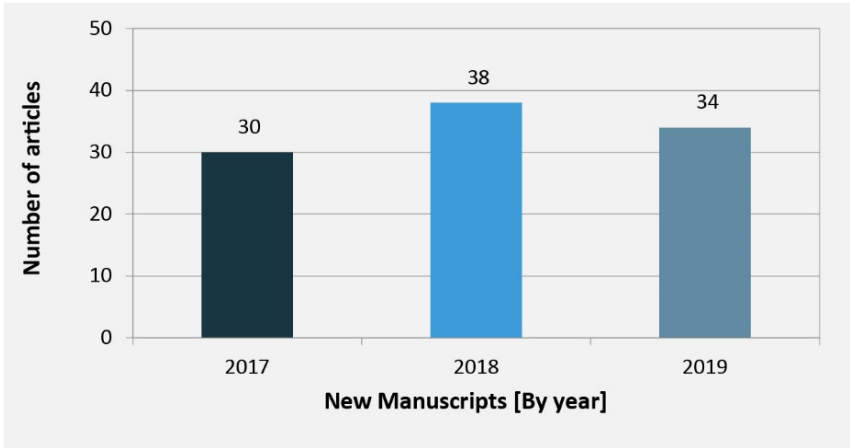
2 Production

2.0

2 Production

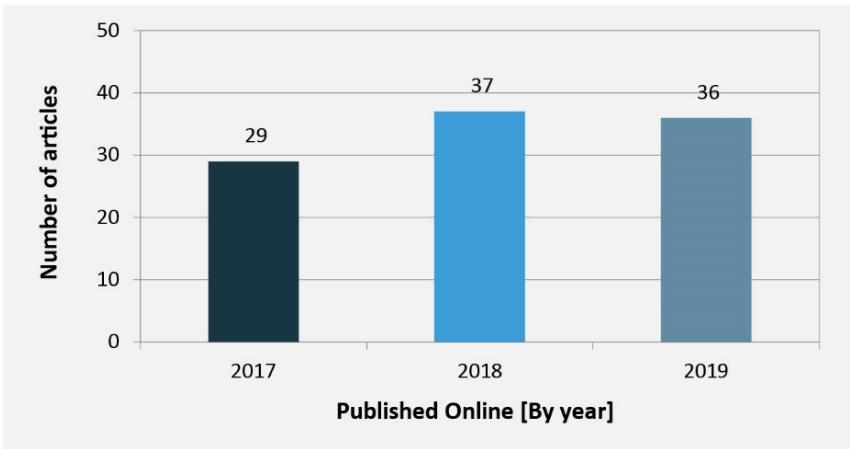
2.1 Production Volume

Manuscripts Accepted for Publication



This table provides an overview of the number of manuscripts accepted for publication by the Editor-in-Chief and received by Springer Nature Production.

Published Online



Published Online means that articles are:

- **Published electronically in the journal:** These are final articles published online after an author has reviewed proofs and all corrections have been carried out. Metadata is sent to all relevant bibliographic services for inclusion in abstracting and indexing databases immediately after online publication.
- **Fully citable by their DOI (Digital Object Identifier):** Articles are in citable form 2-3 weeks after acceptance, before distribution of the journal's print edition (if any). The official publication date is the online publication date, which is stated online and in any printed version.
- **Published also in PDF format:** For publication of the printed version, only the final pagination and the citation line are added.
- **Published as Online First articles:** where journals are issue based (i.e. do not use continuous articles publishing) and accepted articles have to wait for allocation to an issue. Online First enables earlier usage and citations.

2 Production

2.1 Production Volume

Online Issues – 2019 Publication Schedule

Volume / Issue	Special Issue Title	Planned			Actual		
		publication date	articles per issue	pages per issue	publication date	articles per issue	pages per issue
Volume 9 / Issue 1		15-03-2019	12	150	18-03-2019	12	154
Volume 9 / Issue 2		15-06-2019	12	150	14-05-2019	8	94
Volume 9 / Issue 3		15-09-2019	12	150	10-09-2019	9	108
Volume 9 / Issue 4	Organic Farming and Agroecology as a Response to Global Challenges	15-12-2019	12	150	20-11-2019	12	138
Total			48	600		41	494

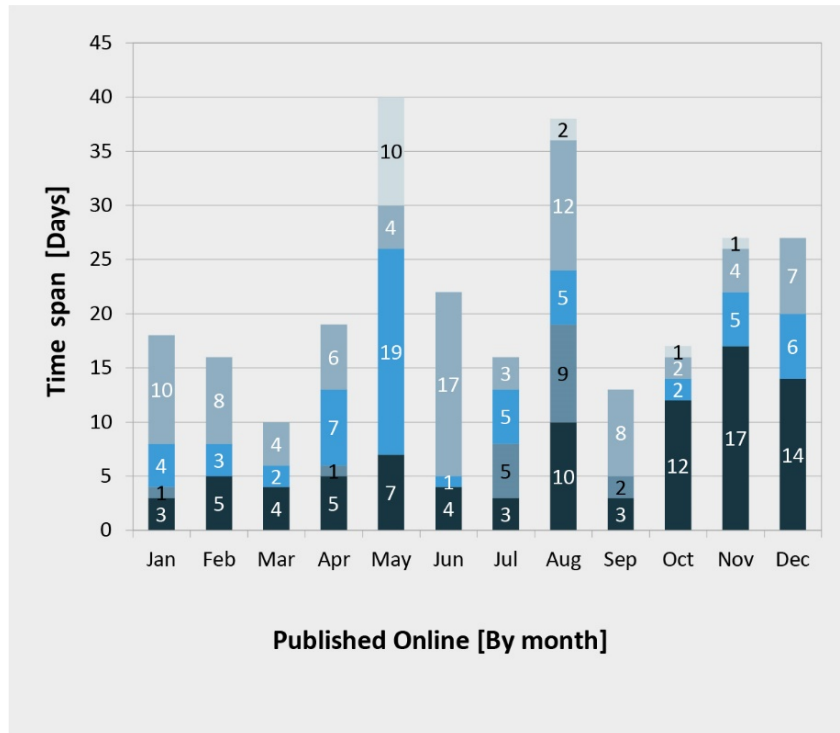
Online Issues – 2020 Publication Schedule

Volume / Issue	Planned			Actual		
	publication date	articles per issue	pages per issue	publication date	articles per issue	pages per issue
Volume 10 / Issue 1	15-03-2020	12	150	02-03-2020	12	124
Volume 10 / Issue 2	15-06-2020	12	150			
Volume 10 / Issue 3	15-09-2020	12	150			
Volume 10 / Issue 4	15-12-2020	12	150			
Total		48	600		12	124

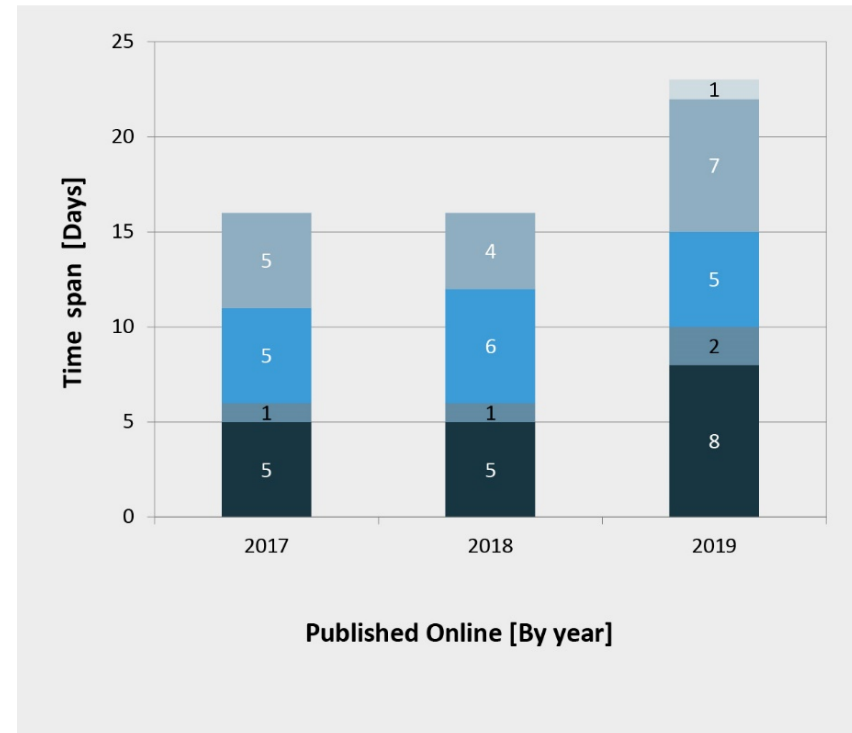
2 Production

2.2 Production Turnaround Time

Average Time Between Receipt at Publisher and Published Online (by month 2019)


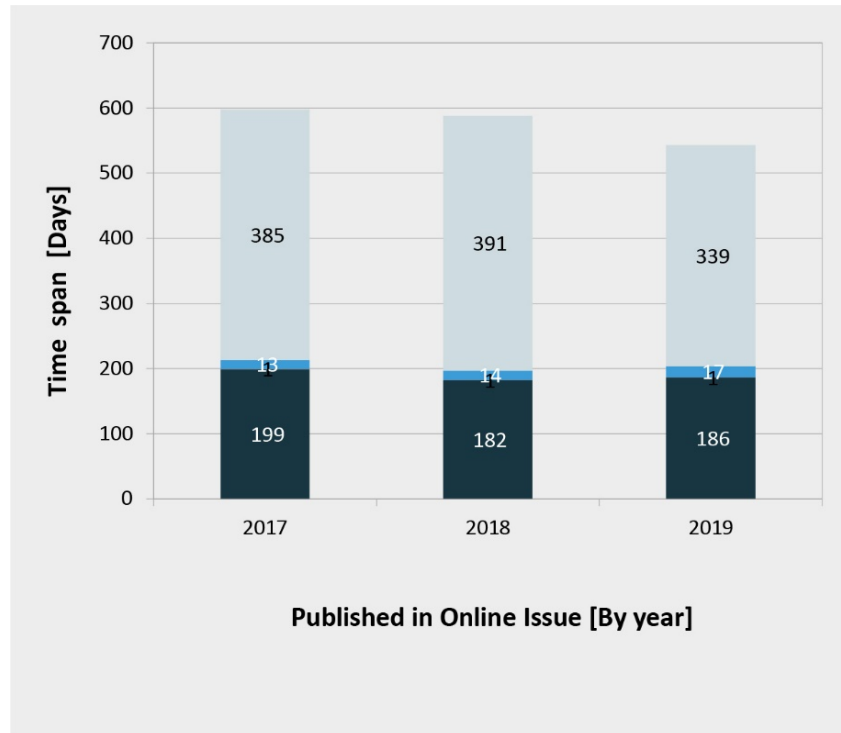


Average Time Between Receipt at Publisher and Published Online (by year 2017 + 2018 + 2019)



2 Production

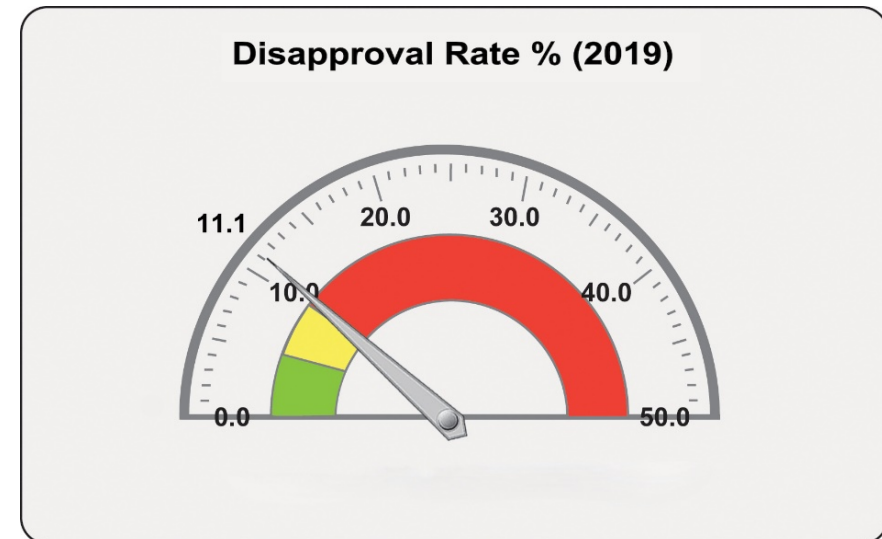
Average Time from Acceptance at Publisher to Publication in an Online Issue (by year 2017 + 2018 + 2019)



Disclaimer: For the time to production ('Received by Springer) the 'Final Disposition Date' is taken. There could be a time lag between the 'Final Decision Date' and the 'Final Disposition Date'.

Disapproval Rate

Production turnaround times are sometimes affected by delays in handling proof corrections resulting in *proof rejections* (usually by the author, but sometimes by the Editor handling the proof). The figure below indicates the disapproval rate for this journal. Springer has set the average – for 2019 – at 4%. "Disapproval rates above 4% could be an indication for improving the proof turnaround times."



3 Circulation

3.0

3 Circulation

The way in which scientific journals are purchased has changed significantly over the past few years. The traditional business model, in which journals (print publications) are subscribed to, is being increasingly replaced by individually negotiated agreements for online access, including consortia, multi-site licenses, and site licenses, all referred to as “online deals”.

For established journals we see a growing conversion from discrete* subscriptions to inclusion in online deals.

For newer journals subscription growth will result primarily via these online deals. Institutions will buy fewer print subscriptions and will license more and more content electronically. Overall, this will lead to wider exposure, as well as visibility and usage, of *Organic Agriculture*.

*Discrete subscriptions are subscriptions individually subscribed to at list price via our customer service centers.

3.1 Institutional Subscriptions

	Subscription Type				
Region	E-Only	Print plus free eAccess (current year)	Enhanced	Deeply Discounted Price (DDP)	Total 2019
Americas					0
Asia Pacific	1	2			3
EMEA*		2			2
Grand Total	1	4	0	0	5

*EMEA = Europe, Middle East and Africa

Run Date: 24th April 2020

Springer offers three types of subscription models, which are clearly communicated to the market via the Springer pricelist published in August of the year preceding the subscription year concerned:

- **E-only:** Subscribers purchase electronic journal current articles at list price and receive free access to Contemporary Articles (1997 – current)
- **Print Plus Free Electronic:** Subscribers that purchase current print journals at list price are offered free electronic access to Current Articles
- **Enhanced:** Subscribers purchase current print journals at list price plus 20% and receive free access to Contemporary Articles (1997 – current)
- In addition **special online deals** can be negotiated, which may be electronic-only or print and electronic. In cases of electronic-only, the contract party may choose to also subscribe to selected titles in print against Deeply Discounted Prices (**DDP**).

3 Circulation

3.2 Online Deals

	2017		2018		2019	
Region	Number of Deals	Institutions with exposure via online deals	Number of Deals	Institutions with exposure via online deals	Number of Deals	Institutions with exposure via online deals
Americas	50	1,491	61	1,746	Not Yet Available	
Asia Pacific	81	1,106	119	1,905		
EMEA*	125	3,772	113	3,701		
Grand Total **	256	6,369	293	7,352		

The type of deal, as well as the type and number of “members” or “sites” participating in these deals, varies greatly. Also the way in which these members and sites are administrated in our contracts can vary considerably. For example in a consortium deal we count institutions as “members”, which in themselves may represent many locations/schools/libraries. Therefore the numbers given in the tables in this section should be viewed as an indication of distribution of the title through online deals.

The figures provided under “Institutions with exposure via online deals” refer to institutions that have exposure to the journal as part of an online deal with Springer (consortia, multi-site licenses, and site licenses). This does not mean that these institutions had fully paid institutional subscriptions and/or are paying the equivalent of the list price to obtain access to the journal under an online deal arrangement.

*EMEA = Europe, Middle East and Africa
 **The Research4Life online access data are not included in the above table (see Appendix for more information)

3.3 Compact Deals

	2017		2018		2019	
	Number of Compact Deals	Institutions with exposure via Compact Deals	Number of Compact Deals	Institutions with exposure via Compact Deals	Number of Compact Deals	Institutions with exposure via Compact Deals
Total	5	260	6	318	Not Yet Available	

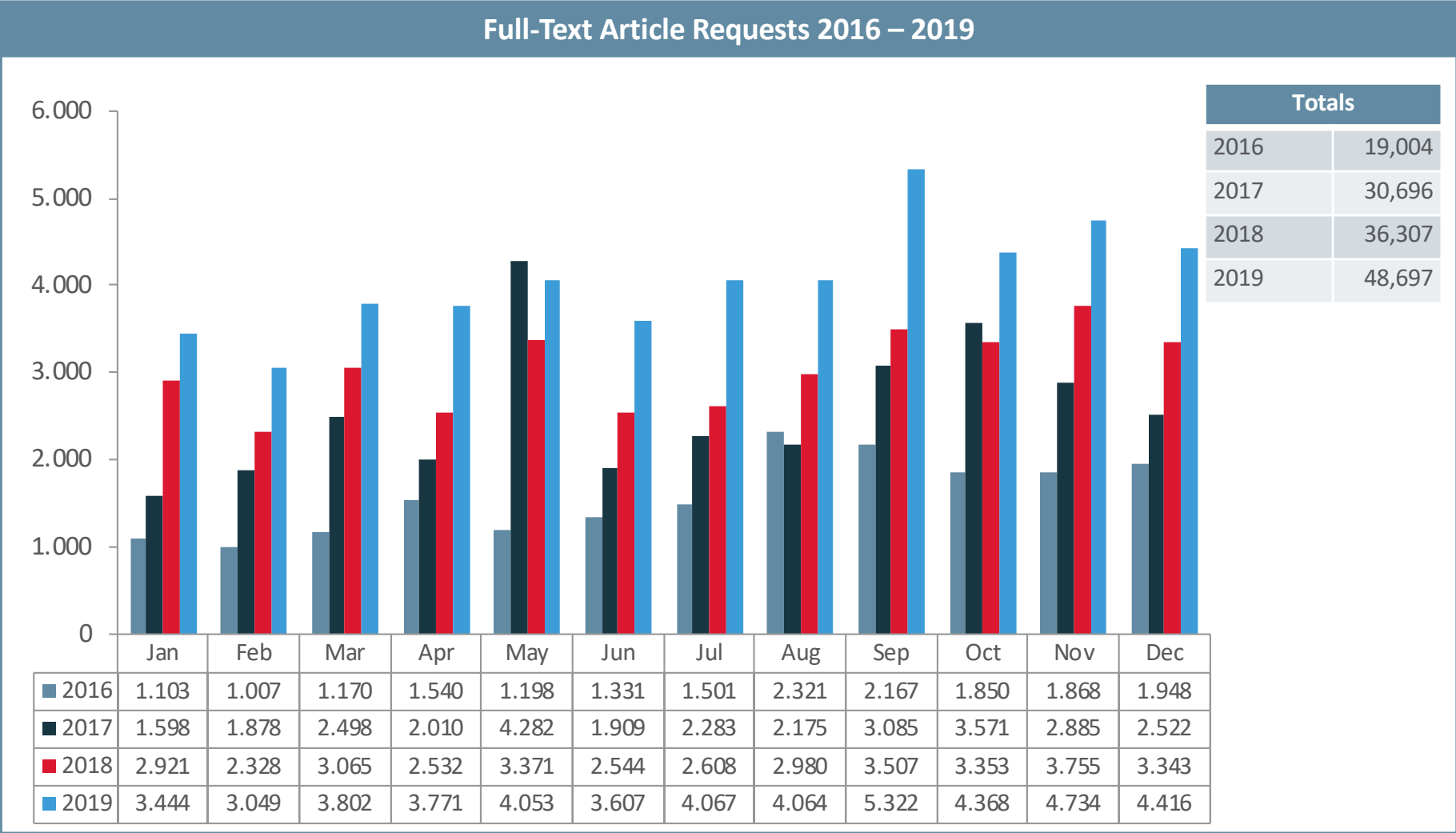
“The first Compact pilot started in January 2015 and offered a unique combination of open access (OA) publishing in Springer’s hybrid Open Choice journals with full access to subscription-based licensed journals on SpringerLink. This combination of publishing articles and licensing content is the main difference between Compact and the ‘traditional’ Licensing agreements: in other words Compact adds a Publishing component to the Licensing Agreement and allows the shift from budgets allocated to accessing subscription content to publishing OA. We were the first large publisher to offer such a broad approach enabling authors to publish all their articles OA in all our hybrid journals. As a result, Compact significantly accelerated the transition to Gold Open Access in our partners’ countries”

4 Usage

4.0

4 Usage

4.1 Successful Full-Text Article Requests



Source: COUNTER usage data on Google BigQuery. Downloads Platform SPL; BMC Journals combined platforms BMC and SPL.

4 Usage

4.2 Top 10 Full-Text Article Requests 2019 (all publication years)

Title	Author	Article Type	Volume	Issue	Year*	Article Requests 2019
Feed efficiency, growth performance, and carcass characteristics of a fast- and a slower-growing broiler hybrid fed low- or high-protein organic diets Open Access	Mehdi Rezaei et al.	Original Paper	8	2	2018	5,933
Converting to organic farming as a way to enhance adaptive capacity Open Access	Maëlys Bouttes et al.	Original Paper	9	2	2019	3,743
Seven myths of organic agriculture and food research Open Access	Bernhard Freyer et al.	Original Paper	9	3	2019	2,578
Contribution of organic farming to public goods in Denmark Open Access	Lizzie Melby Jespersen et al.	Review Paper	7	3	2017	2,190
Characteristics of organic dairy major farm types in seven European countries Open Access	A. Wallenbeck et al.	Original Paper	9	3	2019	2,143
Organic farming: knowledge, practices, and views of limited resource farmers and non-farmers on the Delmarva Peninsula Open Access	Lurline Marsh et al.	Original Paper	7	2	2017	1,634
Profitability of organic and conventional cow-calf operations under Swedish conditions Open Access	Pernilla Salevid et al.	Review Paper	2	4-Mar	2012	1,472
Conventional versus organic farming systems: dissecting comparisons to improve cereal organic breeding strategies Open Access	Antonin Le Campion et al.	Review Paper	10	1	2020	1,426
Preferences for pig breeding goals among organic and conventional farmers in Sweden Open Access	A. Wallenbeck et al.	Original Paper	6	3	2016	1,368
Leg health, growth and carcass characteristics in growing-finishing pigs of two different genotypes reared on Swedish organic farms Open Access	A. Wallenbeck et al.	Original Paper	10	1	2020	1,295

* Year = Pricelist Year.

Source: COUNTER usage data on Google BigQuery. Downloads Platform SPL; BMC Journals combined platforms BMC and SPL.

4 Usage

4.2 Top 10 Full-Text Article Requests 2019 (publication years 2017–2019)

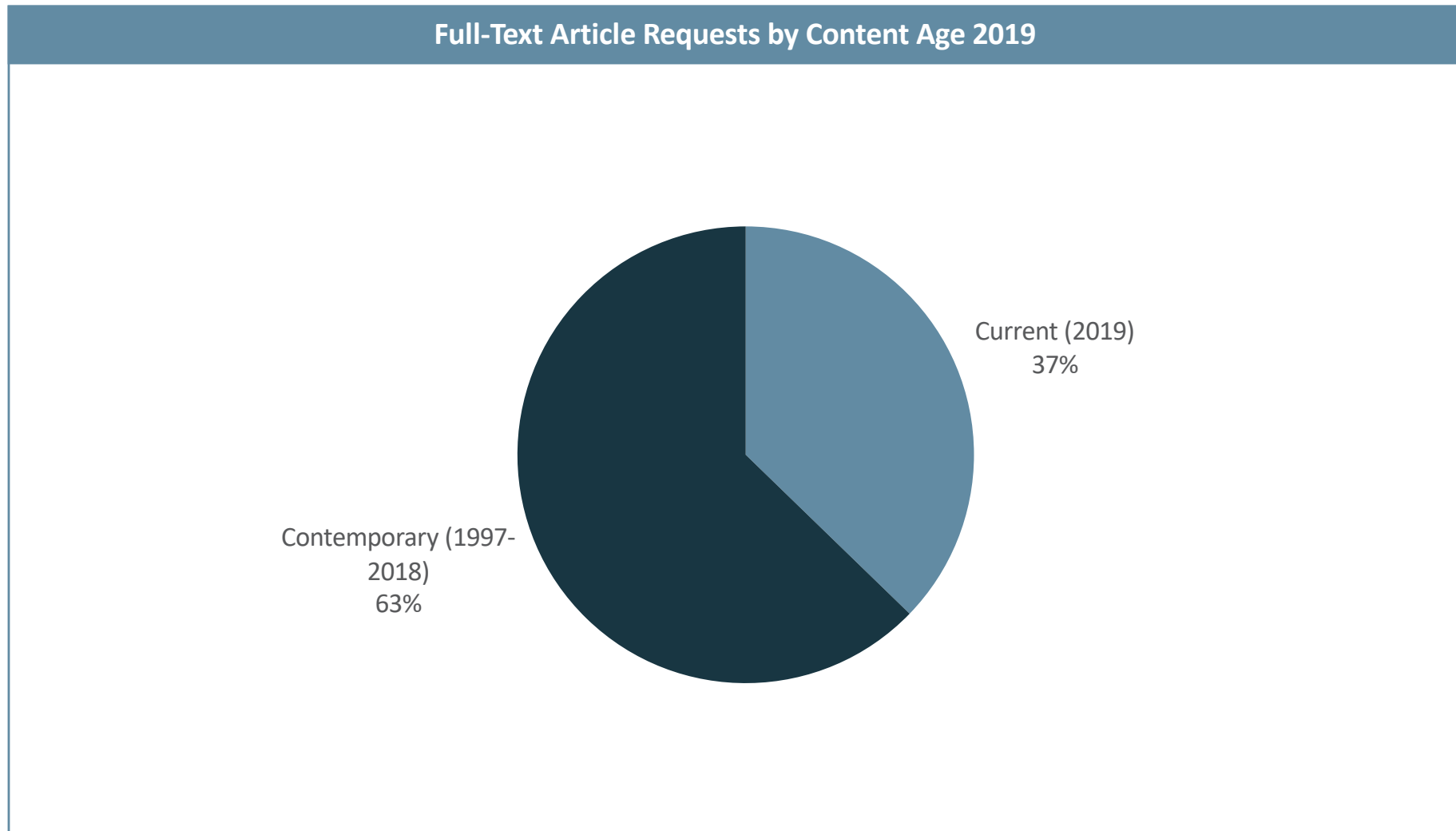
Title	Author	Article Type	Volume	Issue	Year*	Article Requests 2019
Feed efficiency, growth performance, and carcass characteristics of a fast- and a slower-growing broiler hybrid fed low- or high-protein organic diets Open Access	Mehdi Rezaei et al.	Original Paper	8	2	2018	5,933
Converting to organic farming as a way to enhance adaptive capacity Open Access	Maëlys Bouttes et al.	Original Paper	9	2	2019	3,743
Seven myths of organic agriculture and food research Open Access	Bernhard Freyer et al.	Original Paper	9	3	2019	2,578
Contribution of organic farming to public goods in Denmark Open Access	Lizzie Melby Jespersen et al.	Review Paper	7	3	2017	2,190
Characteristics of organic dairy major farm types in seven European countries Open Access	A. Wallenbeck et al.	Original Paper	9	3	2019	2,143
Organic farming: knowledge, practices, and views of limited resource farmers and non-farmers on the Delmarva Peninsula Open Access	Lurline Marsh et al.	Original Paper	7	2	2017	1,634
Understanding obstacles and opportunities for successful market introduction of crop varieties with resistance against major diseases Open Access	Edwin Nuijten et al.	Original Paper	8	4	2018	763
Chicory and red clover silage in diets to finishing pigs—influence on performance, time budgets and social interactions Open Access	Magdalena Presto Åkerfeldt et al.	Original Paper	9	1	2019	706
Special issue of Organic Agriculture—Organic 3.0	Ilse A. Rasmussen et al.	Editorial Notes	7	3	2017	626
Organic Agriculture 3.0 is innovation with research	Gerold Rahmann et al.	Review Paper	7	3	2017	554

* Year = Pricelist Year.

Source: COUNTER usage data on Google BigQuery. Downloads Platform SPL; BMC Journals combined platforms BMC and SPL.

4 Usage

4.3 Full-Text Article Requests by Content Age



Source: COUNTER usage data on Google BigQuery. Downloads Platform SPL; BMC Journals combined platforms BMC and SPL.

4 Usage

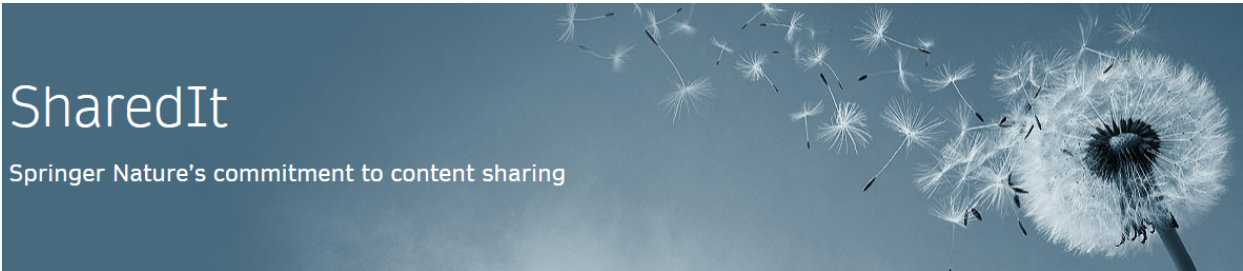
4.4 UFJ – Usage Factor for Journals

The Springer Journal Usage Factor 2018/2019 was calculated as suggested by the COUNTER Code of Practice for Usage Factors. It is the median value of the number of downloads in 2018/2019 for all articles published online in that particular journal during the same time period. The Usage Factor calculation is based on COUNTER-compliant usage data on the SpringerLink platform (and, if applicable, combined with usage data on the SpringerOpen / BMC platform). Excluded are download numbers from third-party websites, such as aggregators (e.g. EBSCO or ProQuest) or central repositories (e.g. PubMed Central).

Median UFJ 2016/2017	Median UFJ 2017/2018	Median UFJ 2018/2019
124	119	137

4 Usage

4.5 SharedIt



Springer Nature wants researchers to share content easily and legally. Our Springer Nature SharedIt content-sharing initiative means that links to view-only, full-text subscription research articles can be posted anywhere - including on social media platforms, author websites and in institutional repositories - so researchers can share research with colleagues and general audiences.

Organic Agriculture					
Peer to Peer Sharing Views (Non-Authors)			Author Sharing Views		
Total 2018	Total 2019	Total 2020 (Jan-Feb)	Total 2018	Total 2019	Total 2020 (Jan-Feb)
114	49	1	375	213	99

	Peer to Peer Sharing Views (Non-Authors)	Author Sharing Views
2020-01		44
2020-02	1	55
2020-03		
2020-04		
2020-05		
2020-06		
2020-07		
2020-08		
2020-09		
2020-10		
2020-11		
2020-12		

5 Impact

5.0

5 Impact

5.1 Coverage in Abstracting & Indexing (A&I) Services

***Organic Agriculture* is currently covered by the following (A&I) services:**

AGRICOLA; CAB Abstracts; CNKI; EBSCO Discovery Service; EMBiology; Google Scholar; IFIS Publishing; Institute of Scientific and Technical Information of China; Japanese Science and Technology Agency (JST); Meta; Naver; OCLC WorldCat Discovery Service; ProQuest Agricultural & Environmental Science Database; ProQuest Central; ProQuest Natural Science Collection; ProQuest SciTech Premium Collection; ProQuest-ExLibris Primo; ProQuest-ExLibris Summon; SCImago; SCOPUS

5.2 Google Scholar: h5 Index

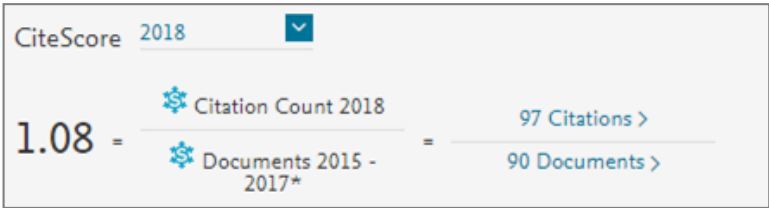
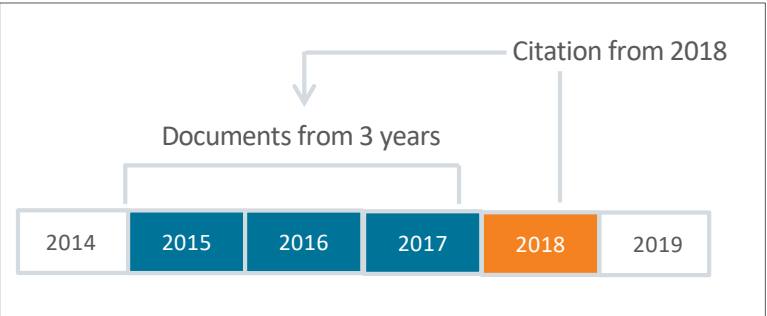
The h5-index is a product of Google Scholar and shows a journal's h-Index based on the journal's articles published in the last 5 calendar years (with an overall minimum of 100 articles published during these years). The variable h is defined as the largest number of articles that have each been cited h times. The h5-Index therefore cannot be dominated by one or a few highly cited articles.

The h5 Index for <i>Organic Agriculture</i>	
Year	h5 Index
2016	10
2017	11
2018	13

5 Impact

5.3 Metrics based on or related to Scopus

5.3.1 CiteScore - 2018

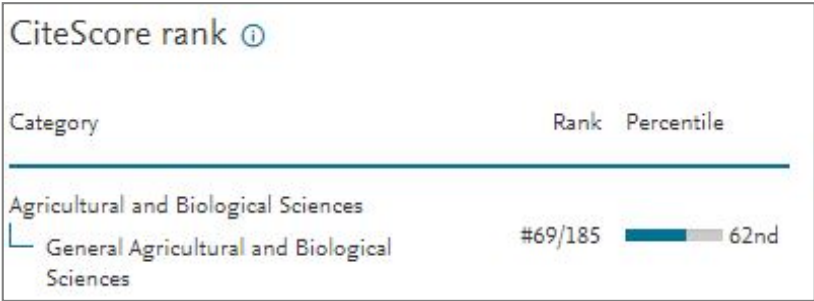


CiteScore is calculated by Elsevier, based on their Scopus database, and offers an alternative to Impact Factors. CiteScore 2018 counts the citations received in 2018 to documents published in 2015, 2016 and 2017, and divides this by the number of documents published in these years.

The 3-year CiteScore time window was chosen to fit all subject areas. A 3-year publication window is long enough to capture the citation peak in the majority of disciplines.

For *Organic Agriculture* the CiteScore = 1.08

This ranks the journal as follows:



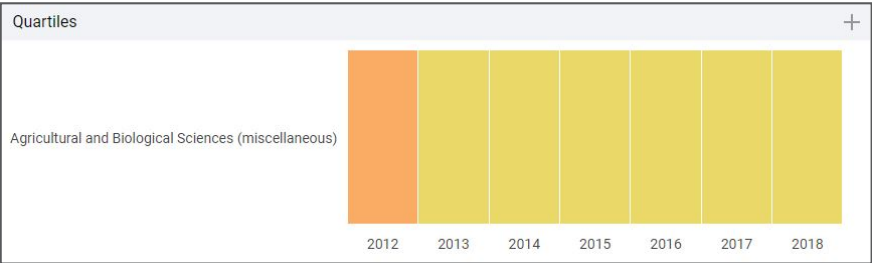
Source of graphics: <https://www.scopus.com>

5 Impact

5.3.2 SJR

The **Scimago Journal Rank** (SJR), which is based on Elsevier’s Scopus database, is generated by an independent agency, calculating the number of citations in one year to a journal’s articles in the preceding three years, weighted by the importance or prestige (calculated by a SJR algorithm) of the citing journals.

Colour legend:
Top quartile – **quartile 2** – **quartile 3** – **bottom quartile**
 Source: <https://www.scimagojr.com/>

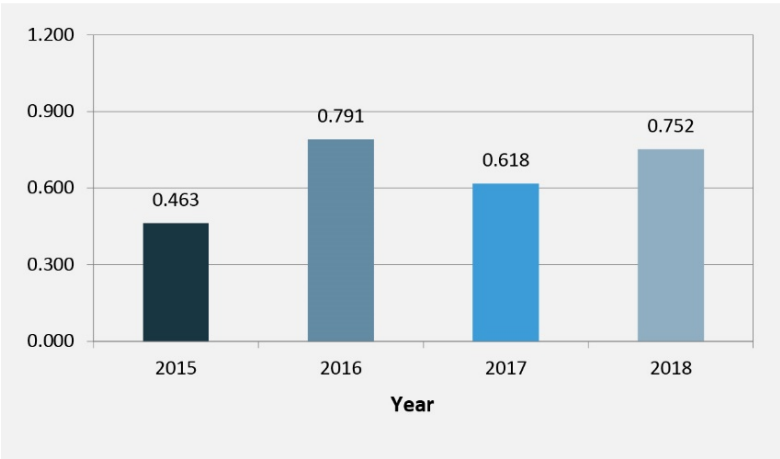


5.3.3 SNIP

The calculation of the **Source Normalized Impact per Paper** (SNIP), also Scopus-based, starts off similarly as for the SJR but then contextualizes and normalizes a journal’s citation-based impact by taking into account the total number of citations in a research discipline. Effectively, in a field where reference lists tend to be shorter, each citation counts more (and vice versa). A SNIP value of 1.0 represents the median (not the mean) number of citations for journals in a given field.

For both SJR and SNIP, inaccurate Scopus data will result in inaccurate scores.

For further information on CiteScore, SJR and SNIP, see: <http://www.journalmetrics.scopus.com>



6 Marketing

6.0

6 Marketing

6.1 ORCID



ORCID stands for Open Researcher and Contributor ID and is a non-profit organization supported by a global community of members, including research organizations, publishers, funders and other stakeholders in the research ecosystem. Springer Nature has worked with this community from its beginning and integrated the ID into systems and workflows.

Authors and peer reviewers are increasingly using ORCID to make sure that their works are uniquely linked to their name. Problems such as several researchers sharing the same name are solved by this unique, persistent and global ID. It is free and simple to get by registering at orcid.com/register. Researchers can then build their profile pages including their publication and peer reviewer activity. Springer Nature authors and peer reviewers can obtain an ID during the submission process in Editorial Manager. Upon publication, the ID can be found in the article on SpringerLink and in the PDF file. The ID is part of the metadata, which supports Crossref Auto-Update service: if the authors agree, their newly published articles are automatically listed in their ORCID record. Peer reviewers are offered an option to have their verified peer review activity directly transmitted to ORCID during submission. These services offer our researchers an opportunity to link their work with their individual unique identifier.

2017		2018		2019	
Articles	Articles with ORCID	Articles	Articles with ORCID	Authors with ORCID	Corresponding Authors with ORCID
29	12	24	12	26	23

6 Marketing

6.2 Social Impact

Additional research-impact indices, known as alternative metrics, are offering new evaluation alternatives. One of those is a researchers' reputation made via their footprint on the social web. Below are the number of article mentions in the social web in the years 2017-2019, provided by Altmetric. They monitor article mentions on Twitter, Facebook, Google+, Reddit, Blogs, news outlets and Faculty of 1000 reviews. Articles can only be counted if the DOI is included in the article.

	2017	2018	2019
News Stories			
Tweets	16	80	84
Facebook posts	3	1	
Blog Posts	1	1	
Google+ posts			
Reddit + posts			
LinkedIn posts			
Videos		1	
Other	1		1
Total number of mentions	21	83	85
Total number of research outputs		23	21



[More about Altmetric](#)

Run Date: 24th April 2020

6 Marketing

6.3 Altmetric Top 10 – 2019

How is the Altmetric score calculated? The score is a weighted count

The score is a weighted count of the different sources (newspaper stories, tweets, blog posts, comments) that mention the paper.

Why is it weighted? To reflect the relative importance of each type of source. It’s easy to imagine that the average newspaper story is more likely to bring attention to the paper than the average tweet. This is reflected in the default weightings.

News	Blogs	Q&A forums	Twitter	Google+	Facebook
8	5	2.5	1	1	0.25

Score	Article DOI	Title	Author(s)	Publication Date
20	10.1007/s13165-018-0225-y	Converting to organic farming as a way to enhance adaptive capacity	MAËLYS BOUTTES, IKA DARNHOFER, GUILLAUME MARTIN	31-07-2018
10	10.1007/s13165-018-0220-3	Organics in Finland—a country report	JAAKKO NUUTILA	04-06-2018
8	10.1007/s13165-019-00250-w	Morphological and chemical analysis of peach fruits in three different farming systems	AMEL LACHKAR, IMED BEN ATTIA, YOUSSEF AMOR	04-04-2019
7	10.1007/s13165-018-0234-x	Organic cultivation of sugarcane restores soil organic carbon and nitrogen	LURDINEIDE DE ARAÚJO BARBOSA BORGES, MARIA LUCRECIA GEROSA RAMOS, PAULO MARÇAL FERNANDES, MARCO AURÉLIO CARBONE CARNEIRO, ANTONIO MARCOS MIRANDA SILVA	06-11-2018
6	10.1007/s13165-019-00257-3	Effects of cover crops, rotation, and biological control products on soil properties and productivity in organic vegetable production in the Northeastern US	ROBERT P. LARKIN	06-07-2019
6	10.1007/s13165-019-00271-5	Conservation of mangroves through certified organic shrimp production: are farmers willing to adopt?	TRAN, DUYEN THI THU, TAKAHASHI, YOSHIFUMI, NOMURA, HISAKO, KUSUDO, TAKERU, YABE, MITSUYASU	16-11-2019

Run Date: 24th April 2020

6 Marketing

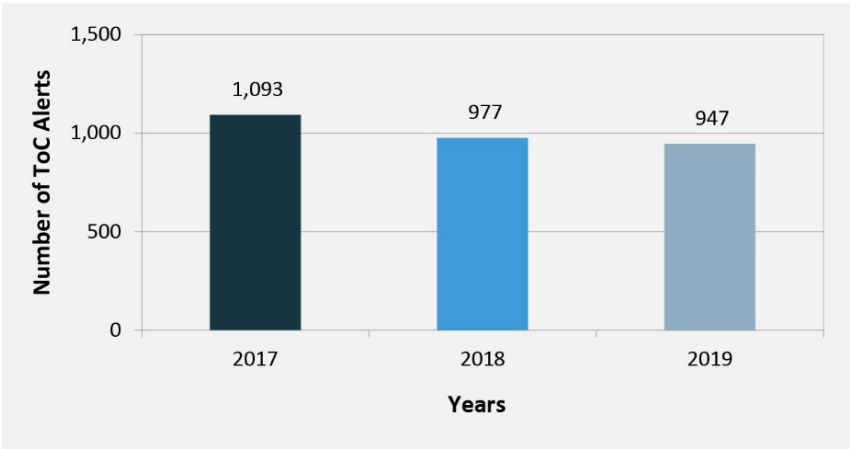
Score	Article DOI	Title	Author(s)	Publication Date
5	10.1007/s13165-018-0227-9	Characteristics of organic dairy major farm types in seven European countries	A. WALLENBECK, T. ROUSING, J. T. SØRENSEN, A. BIEBER, A. SPENGLER NEFF, B. FUERST-WATTL, C. WINCKLER, C. PEIFFER, F. STEININGER, C. SIMANTKE, S. MARCH, J. BRINKMANN, J. WALCZAK, P. WÓJCIK, V. RIBIKAUSKAS, S. WILHELMSSON, T. SKJERVE, S. IVEMEYER	15-09-2018
5	10.1007/s13165-019-00251-9	Essential oil of Calamintha nepeta (L.) Savi subsp. nepeta is a potential control agent for some postharvest fruit diseases	ALFREDO AMBRICO, MARIO TRUPO, MARIA MARTINO, NEETA SHARMA	29-03-2019
4	10.1007/s13165-019-00247-5	Combining land-based organic and landless food production: a concept for a circular and sustainable food chain for Africa in 2100	GEROLD RAHMANN, DANIEL GRIMM, ANJA KUENZ, ENGEL HESSEL	11-03-2019
4	10.1007/s13165-018-0231-0	Effects of organic fertilization on soil properties and chamomile flower yield	IVICA KISIC, MARKO KOVAC, JOSIP IVANEC, IGOR BOGUNOVIC, GORAN TKALCEC, LIDIJA HANNEL	26-10-2018

Run Date: 24th April 2020

6 Marketing

6.4 Table of Contents (ToC) Alerts

- The ToC Alerts inform readers when a new issue is available online. Customers can easily register for this free service on the journal’s homepage. The email contains direct links to the articles and if the registered ToC Alerts subscribers have access through their institutions, they can link directly to the papers. Nonsubscribers to the journal have access to the abstract and may purchase individual articles.
- In 2017, Springer sent out a total of 21,819,152 ToC Alerts to over 1,693,189 subscribers.
- Readers can easily sign up for the ToC Alerts, by using the *One-click Sign-up*: your exclusive link: <http://springer.com/tocsubscription/13165>
Copy and paste your exclusive link to your website, newsletters and social media accounts.



Year	No. of Alerts
2017	1,093
2018	977
2019	947

Contact

Kerri Brown

Journal Development Editor

Tel: +442031922385

kerri.brown@springernature.com